



# HOLY TRINITY

C.E. PRIMARY ACADEMY (HANDSWORTH)

## The Newsletter 6

21.12.21

**This Newsletter is available on our Website: [www.htcepa.bham.sch.uk](http://www.htcepa.bham.sch.uk)**



Dear Parents/Carers,

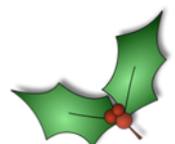
We have a new management system which stores all of our pupil data. Our old system allowed us to send text messages , but our new system doesn't. Instead the new system has an app for parents to use. All parents need to sign up to the app as we will be sending out messages via the app from January onwards. Please see information contained in this newsletter about the app and how to download it. It is **REALLY** important that you all sign up to the app to receive the messages.

The children will be breaking up on Tuesday 21st December and will be returning to school on Monday 10th January 2022.

We are all unsure about what restriction, if any, will be in place when school will be due to open in January. Please be assured that we will follow all government guidelines and we will email any changes to the term out to you in advance of the children starting back with us on 10th January.

I hope that you all have a safe and peaceful Christmas and wish you all the best for the new year.

Mrs. P. Burns  
Headteacher





# We're using Arbor's free Parent Portal and Arbor App

## We've chosen Arbor to help us manage our school.

Arbor is a simple, smart and cloud-based MIS (Management Information System), which helps us work faster, smarter and more collaboratively as a school. The Arbor App and Parent Portal mean we can keep you informed about your child's life at school in a much more accessible way. Log into Arbor to see and update your child's information, get live updates and make payments or bookings on the go!

The Parent Portal works on Google Chrome (computer or laptop) and you can download the Arbor App from the App Store or Google Play Store on your phone (Android 5.0; iOS 10.0 and upwards).

## How to get started

1. Wait for your welcome email from us telling you Arbor is ready - you won't be able to log in before
2. Click the link in your welcome email to set up your password
3. Go to the App or Google Play Store on your phone and search 'Arbor'
4. Click 'Install' on Android or 'Get' on iPhone then open the App
5. Enter your email, select the school, then enter your password
6. Accept the Terms & Conditions and enter your child's birthday

The Sunnyville School of Magic  
W10 5BN, London, GBR

Enter your password

Log in

Forgotten password?

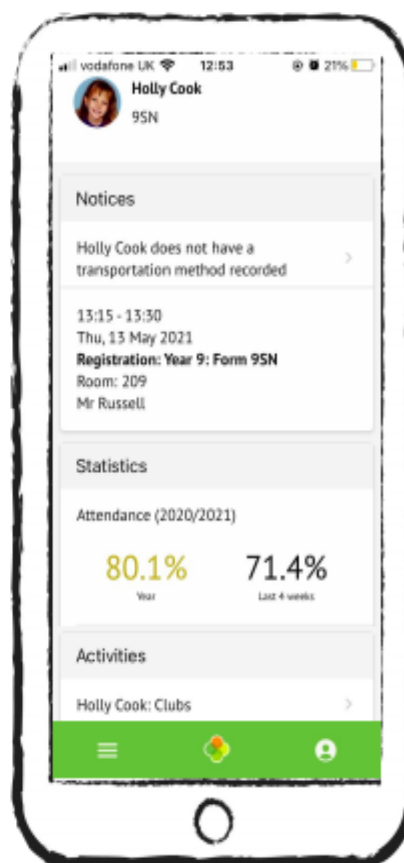
## Need help using Arbor?

**Contact the school office if you have questions about Arbor, the App or Parent Portal.** Tell us the type and model of your phone, e.g. an iPhone SE, and include screenshots or screen recordings.

To safeguard student data in line with General Data Protection Regulations (GDPR), Arbor only works directly with schools.

### Some tips to try:




1. Ensure your username is the email address you use for Arbor. Ask us to **check the email address** linked to your account.
2. **Reset your password** from the login page, or ask us to do this.
3. If the login email was sent to you more than 96 hours ago, the **password link will have expired**. Ask us to send it again.
4. Ask the school office to check that your email address has not been used twice - e.g. on another guardian or child's profile.
5. **Enter the birthday** of one of your children to log in.
6. Only relatives who are **Primary Guardians** of a child can access the Arbor App. Ask us to check you can access Arbor.





From: 10<sup>th</sup> January 2022 to 18<sup>th</sup> February 2022

(30 Days)

	Year Group	Amount for Half Term
School Fund 	KS1 – REC-Y2	School Fund £3.00
Tuck & School Fund 	KS2- YR3 - 6	Tuck £6.00  School Fund £3.00  <b>Total: £9.00</b>
Dinner Money 	KS2- YR3 - 6	<b>£ 72.00</b>  (£2.40 per day, £12.00 per week)

Your child's Tuck & School Fund **MUST BE PAID EVERY MONDAY MORNING** via the class teacher unless you pay in advance.

### Dinner Money

Meals will continue to be paid and booked for via School Gateway account. Meals must be paid for before being taken. The office is no longer taking cash payments for meals, other than in exceptional circumstances.

### **Dates for your diary**

Monday 20th December - Children to church

Tuesday 21st December - Children break up for Christmas

**Wednesday 22nd December - Friday 7th January - Christmas holiday**

**Thursday 6th and Friday 7th January - Teacher Days**

**Monday 10th January 2022 - Children return to school**



### **Dates for the year**

Tuesday 21st December - Children break up for Christmas

**Wednesday 22nd December - Friday 7th January - Christmas holiday**

**Thursday 6th and Friday 7th January 2022 - Teacher Days**

**Monday 10th January 2022 - Children return to school**

Friday 18th February - Children break up for half term

Monday 21st February - Friday 25th February - half term

Monday 28th February - Children return to school

Thursday 7th April - Children break up for Easter

Friday 8th April - Teacher Day

Monday 11th April - Friday 22nd April - Easter holiday

Monday 25th April - Children return to school

Thursday 26th May - Children break up for half term

Friday 27th May - Teacher Day

Monday 30th May - Friday 3rd June - Half term

Monday 6th June - Children return to school

Friday 22nd July - Children break up for summer holiday

**Please note that  
children do not  
need to attend  
school on Teacher  
Days. These days  
are for staff training.**